



CUSTOM MADE DOVETAIL DRAWERS
DRAWER.COM
2021 REFERENCE BOOK

1★800★800★DOVE (3683)

TEL: (707) 556-3683 ★ FAX: (707) 556-1920

Email: orders@drawer.com

ACCURATE, FLAT, SQUARE, AND ALWAYS ON-TIME

“The Fastest Drawer In The West”

CONTENTS:

	Page
* The Tale of the Dove	3
* News and information about Western Dovetail	
* New Products and Services	7
* Standard Features	8
* Suggested Guidelines	9
* Grading System	10
* Custom Options	12
* Wood Species	14
* Drawer Bottoms	18
* Drawer Heights	19
* Top Edge Detail	20
* Pull-outs	21
* Scoops & Tapers	22
* Dividers Grooves and Holes	24
* Divided Inserts	25
* Double Deck Drawers	25
* U-Shape Drawers	26
* Corner Drawers	27
* Angled Drawers	27
* Curved Drawers	27
* File Drawers	28
* Under-Mount hardware	31
* Blum® Tandem	32
* Hettich Quadro	33
* Recycle Drawers	34
* Additional Options	37
* Pantry Drawers	39
* Contact Information	40

© Copyright 1993-2019. Western Dovetail Incorporated. All Rights Reserved. This document may not be reproduced or redistributed whole or in part by any means electronically, mechanically or otherwise by anyone without written permission from the author, Maxfield Hunter. The Western Dovetail name, the Western Dovetail Dove Logo, www.drawer.com and www.westerndovetail.com are trademarks of Western Dovetail Inc. All of the information contained herein is designed to assist in making the process of ordering drawers from Western Dovetail more efficient for both parties. Western Dovetail will not be held responsible for loss, mistakes, or damages related to use or interpretation of this literature.



Western Dovetail Crew at the AWFS show in Las Vegas, NV where they won the 2005 Showstopper Award for Exhibiting Excellence

Office Hours:

8:30 am to 5 pm

Mon. - Fri.

Office Location

1101 Nimitz Ave, Ste 209.

Vallejo, CA 94592

Shop Location

1101 Nimitz Ave, Ste 140

Vallejo, CA 94592

Western Dovetail, Inc. has served Americas top woodworkers with high quality custom dovetail drawers since 1993. With decades of woodworking experience to back up over 27 years in the drawer business, Western Dovetail, Inc. has led the way with complete drawer solutions for cabinetmakers across the US with quality, reliability and innovation.



Outsourcing Dovetail Drawers Offers Many Advantages For The High-End Cabinet Shop.

For over 25 years, Western Dovetail has consistently delivered completely assembled and finished dovetail drawers to the finest cabinet shops in America while offering:

- * CONSISTENT QUALITY
- * PREDICTABLE COST
- * RELIABLE COMPLETION DATES
- * EXPERT ADVICE
- * SKILLED LABOR
- * WIDE RANGE OF OPTIONS
- * CONSTANT IMPROVEMENT
- * GUARANTEED ACCURACY
- * MADE IN USA



Western Dovetail gives you:

- * **MORE SALES**
 - * **FREE UP YOUR TIME TO SELL MORE**
 - * **USE OUR WIDE RANGE OF OPTIONS TO ADD VALUE**
- * **LOWER OVERHEAD**
 - * **REDUCED LABOR COSTS**
 - * **REDUCED DOWN TIME**
 - * **REDUCED INVENTORY**
 - * **LESS MAINTENANCE**
 - * **LESS SPECIAL EQUIPMENT**
 - * **FIXED DRAWER COSTS**
- * **INCREASED CAPACITY**
 - * **REDUCED LEAD TIMES**
 - * **HIGHER THROUGHPUT**
 - * **MORE SPACE**

**Drawers Made of Wood
From Responsible Sources
FSC® Certified Upon Request**



**The mark of
responsible forestry**

Western Dovetail joined the early pioneers in the **GREEN** movement to become America's first **FSC** certified dovetail drawer company in 1998. Since the company began, a constant effort has been made to be responsible about the materials used and the

waste that is generated. Many materials are available to make drawers that are certified meet FSC chain of custody requirements.

Western Dovetail moved into the old "Joiner's Shop" at Mare Island in August of 2003. The 110 year old building on the former Navy base has a long history of woodworking. Some of the original equipment is still in use, including the central dust collection. This historic facility allows the company to stock more materials, reduce lead-time and offer more options while maintaining all operations in-house. Western Dovetail is now even more prepared to meet the growing demand for dovetail drawers without sacrificing quality.

COMPANY MISSION

Western Dovetail is committed to providing high-quality dovetail drawers to the nation's woodworkers, efficiently and accurately, with exceptional service at a reasonable price.

Western Dovetail Inc. - Family Owned and Operated, Offers a Heritage of Craftsmanship.

Western Dovetail was founded 1993 by Maxfield Hunter, the president and CEO, with his father George Hunter, and his brother, Josh Hunter. Max and Josh both learned woodworking at an early age from their father, George, who has contributed a lifetime of woodworking knowledge and experience to the company.

George has an extensive background in architecture, model-making, graphic design, fine art and woodworking. He began his woodworking career in 1975 making custom craftsman style furniture and later continued

making high-end custom millwork and cabinetry. George has always insisted on perfection from his two sons and still participates in the company in various ways. Max and Josh spent many years learning cabinetry, furniture and millwork before starting the drawer business, giving them the experience they needed to keep up with the demands of the woodworking industry.

Max takes care of the business side of things, but like his father, he has a knack graphic arts and advertising to define and maintain the image of the company. He also has extensive design and engineering experience to help resolve the most difficult challenges. Max also specializes in photography and product development bringing new designs to life and keeping the media up to date. Of course as president and CEO he also has to keep the business finances in order. Constant innovation is what keeps this company ahead of the curve.

Josh Hunter is the Vice President, he manages production flow in the shop and keeps the facility in order. Josh also does the lumber purchasing and provides support on complex projects. Josh is constantly building, buying and modifying equipment for each specific operation. Josh contributes to the business aspects as well as production management and keeps the company running efficiently while maintaining high quality standards. At Western Dovetail, nearly every tool in the shop is dedicated to a unique process, which ensures safe, accurate and consistent product day after day.

The Staff at Western Dovetail are Dovetail Drawer Experts.

Each employee is carefully trained, with an emphasis on quality, safety and efficiency. The company

provides an opportunity for people interested in woodworking to learn valuable skills in a safe working environment. Many of the employees have been with the company for over 15 years. The sales and customer service staff are trained to handle even some of the most difficult questions. **Michelle Sapida** works at the front desk and handles customer service and inside sales.

Attention to Detail is Critical when Making Drawers.

Western Dovetail drawers are constructed using classic English half-blind dovetail joinery made on a multi-spindle, dovetail machine. The drawers are precisely dimensioned according to the requirements of the cabinets and hardware for each job. Each drawer is then hand crafted with the utmost care and checked for quality at each stage of production. Close attention is given to grain selection and color matching when panels are edge glued and boxes are assembled. Specialists are on hand to handle even the most complex details. Western dovetail does not turn away work just because it is difficult. Whether you provide detailed drawings or a simple sketch, Western Dovetail drawer experts will fine tune every detail until a job is ready for production, then execute a flawless product every time.

Custom Options are a Western Dovetail Specialty

This company offers many variations on the standard drawer box. It has always been the goal to provide customers with exactly what they want. File drawers can be made in any configuration and the rails can be

cut in and provided with the order. Custom pullouts can be ordered in a variety of designs with scoops, lips and tapered side profiles. Drawers can even be made with curved fronts dovetailed at any angle. Recycle pull-outs can be made to almost any configuration to fit around plumbing or in odd shaped spaces. In the world of dovetail drawers, the possibilities are endless.

Western Dovetail Ships Directly to the Customer

Completely assembled and finished drawers are shipped from Western Dovetail to any destination in the USA. Most orders ship in 5 to 7 days. Local orders can also be delivered in the company vehicle. Delivery is available for most shops in the Bay Area. Other California destinations are shipped overnight and arrive the next day. Shipments outside of California are sent via common carrier or UPS at the best possible rate. Shipping quotes are always provided with the initial drawer quote so there are no surprises.

Western Dovetail Exhibits First-Class Goods at the World's Greatest Trade Shows!

Industry trade shows are a great way to meet face to face with customers and colleagues. Western Dovetail makes every effort to get out and show their stuff at least once a year. Since 1993, Western Dovetail has exhibited at the AWFS Woodworking Show. In 2005 the show moved from Anaheim to Las Vegas, that was the year Western Dovetail built the west-

ern town and won the Showstopper award for exhibiting excellence for the second time. They won the same award 10 years earlier in Anaheim 1995. Western Dovetail also exhibits at the IWF Atlanta show as well as other industry related events., Call 800-800-3683 for more information.

Drawer Hardware Support and Solutions

Western Dovetail was the first to offer custom machining for concealed drawer runners. Under-mount hardware requires precision machining such as notching and drilling and specific bottom placement. This company can notch, drill, and install locking devices for any major brand of under-mount hardware. The staff at Western Dovetail can help calculate the drawer sizes using the customer's cabinet openings, combined with the hardware specifications to determine the required drawer dimensions and hardware requirements.

Major brands of drawer slides are stocked in-house and can be shipped with or without the drawers including conventional side mount slides. Western Dovetail carries full lines of drawer slides from Accuride, Blum, Grass, Hettich, KV, Fulterer and more!

Bamboo Drawers

Western Dovetail offers dovetailed drawers made entirely of Bamboo Lumber, which is harvested from well managed bamboo plantations in Asia. Laminated Bamboo comes in light and dark colors and in flat grain and vertical grain.



Corner Drawers, Curved Drawers and Angles



Western Dovetail has been making angled and curved dovetailed drawers for over a decade. Western Dovetail introduced the corner drawer in 2005 and unveiled a whole new line of space saving drawer solutions. The Chevron Corner Drawer is a design for the optimal use of the hard to reach corner. The new divider design optimizes the space for utensils. Curved front drawers can be made at any angle with fronts or backs made to the curved profile of the customer's choice. Fronts are available carved from solid wood or laminated to any shape. Curved front drawers can also be used in corners with a concave curved front.



Recycle Drawers Available Now

Western Dovetail offers a the full line of recycle drawers that are available



in several stock sizes and custom configurable to any size opening. Western Dovetail Recycle Drawers are designed to be installed as a drawer with an applied face. There are several different waste bins available to meet your design requirements. See the complete Recycle Drawer catalog for more information.

Multi-Tiered Panty Pull-outs



Multi-tiered drawers are simply several drawers tied together at the front and back and have many uses in the kitchen, bathroom and pantry. They can be used in upper cabinets or base cabinets as well as full height cabinets to create more accessible storage.



Drawers with Built-in Power Receptacles

The latest development from Western Dovetail includes drawer systems built for the new Docking Drawer® mechanism designed to allow electrical outlets to be mounted inside the drawer. This opens up a whole new avenue for exciting new ways to integrate electronics into drawers. Not only is it great for portable devices, but also for vanity cabinets where many items need both power and storage. Ask about how Western Dovetail can include and install power outlets and USB chargers in your drawers.

NEW PRODUCTS, SERVICES AND OPTIONS AVAILABLE NOW!

*** Order drawers online at www.drawer.com**

The drawer.com website allows you get a live quote for you next project. If you are an existing customer, we can help you set up your online account so you will receive your discount pricing. The price shown to the public may be higher than the price you would pay until we set up your discounted account. We are adding products often so soon you will be able to get real time pricing on almost any product we make.

New products:

- * Standard and Custom **Recycle drawers** in nearly any configuration made by Western Dove-tail (see new recycle drawer page) Designed for Blum Tandem waste/recycle slides with Servo-Drive option, standard Blum Tandem slides, or top hanging style with side mounted slides.
- * **Blum Movento: 769R waste/recycle slides** with 1" overtravel and the bottom mount servo drive designed for waste recycle drawers. Complete packages including drawer, slides, bins and Blum SERVO DRIVE® or TIP-ON push to open, from Western Dovetail are available now!
- * **NEW Blum Movento 763 and 769** slides to with 3 way adjustability and 4-way inset option, now have optional TIP-ON (push to open) with Blumotion soft close. Be sure to specify which locking devices you need. Depth adjustment feature is a simple add-on component.
- * **Grass: Dynapro 2D and 3D** undermount slides.
 - * Slotted holes on cabinet members for more flexible mounting
 - * Side to side adjustment on front clips
 - * Optional height adjustment on rear hook
 - * Synchronization for smooth and quiet operation
 - * Heavy duty slides available
- * **New Specifications for Hettich Quadro Slides!**
- * **Many new divider and insert options**
 - * Spice and can steps
 - * Line boring for shelves and dividers
 - * Blind dado concealed joinery
 - * New standardized divider layouts
- * **More Specialty Drawers**
 - * Vertical Pull-outs and pantry drawers with adjustable shelves
 - * Shoe Drawers, Pants Drawers, Tie Drawers
 - * Docking Drawer powered drawers and charging drawers.
 - * Double Deck Drawers ...and much more!

For more information, visit www.drawer.com

HIGH QUALITY SOLID WOOD DOVETAILED DRAWERS

The best overall value and quality starts with the following...

👉 STANDARD FEATURES 👈

- ◆ **Completely assembled, finished and ready to install**
Knock-Down also available with limited options
- ◆ **Custom made to your specifications in 7-10 days**
Rush orders for additional fee, custom details may take longer.
- ◆ **5/8" Hard Maple with 3/8" Maple plywood bottoms**
1/2" and 3/4" also available as well as many other species and bottom thicknesses.
- ◆ **Half-blind English Dovetails are exposed on the sides only**
Through dovetails, custom spacing and box joints also available upon request
- ◆ **Dovetails are sanded smooth and finished after assembly**
Pre-finished plywood is also an option at a lower cost
- ◆ **Dovetails are cut clean and fit tight with no tear-out**
- ◆ **Heights are in 1 inch increments plus 1/4", such as: 4 1/4"**
Any custom height can be ordered for a small additional fee
- ◆ **Standard heights are every inch from 2 1/4" to 18 1/4"**
- ◆ **Drawers sides are made with as few glue ups as possible**
No glue ups on drawers under 6" in height whenever possible
- ◆ **Bottoms are let in on all 4 sides 1/2" up from bottom edge**
Bottoms can also be rabbeted, stapled, or loose.
- ◆ **Bottoms are nailed with 5/8" brads, sealed in with hot melt**
No hot melt is used on inside of sides with under-mount hardware
- ◆ **Dado is precisely concealed within the dovetail joint**
- ◆ **The top edges of both sides receive a smooth 3/32" radius**
- ◆ **Only the inside of the front and back gets 3/32" radius**
- ◆ **Top edge is square at the front and back for a tight connection to the face**
- ◆ **Sides are 1/8" lower than front and back for a clean joint on the top edge**
Flush top, 1/32" offset top and bullnose details also available
- ◆ **Available in any width up to 42" and any depth up to 32"**
Larger sizes available upon request, additional charges may apply
- ◆ **Water-Based Finish with 1 coat of sealer and 1 coat of satin topcoat**
Premium finishes also available, dull sheen also available.
- ◆ **Tolerances are: +0, -1/32" for width, and +, - 1/16" for height and depth**

These standards represent our most popular configuration for custom solid wood drawers. Of course, there are many more options to choose from on the following pages, including low-cost plywood drawers, exotic woods, select and premium grades, and numerous other details.

A FEW SUGGESTIONS TO REVIEW BEFORE PLACING AN ORDER

- Please use a **Western Dovetail Order Form**, making sure to check all of the appropriate boxes on the form and fill in the proper mailing and shipping info. If the job is too complicated to fit on the form, include additional pages for drawings and explain the details in writing. Any details discussed on the phone should be verified in writing and should appear on the quote.
- Let this reference be your guide. Almost any question about Western Dovetail's products and services has been addressed in these pages. Most details have a code that refers to the specific option. Always verify the suggested sizes or procedures with your actual job conditions.
- When using a drawer or hardware product for the first time, do a mock up to familiarize yourself with the installation procedures before placing an order.
- Consider purchasing all of your drawer slides with your drawers to ensure that your drawers and hardware are compatible. Most major brands of drawer slides are in stock and can ship with your drawers without adding costs to pallet freight. Blum® , Grass® , Accuride® , KV® and Hettich® are always in stock.
- Review your quote carefully when it is faxed back. All requested details should be clearly noted.
- Any order can be specified as **NATURAL**, **SELECT**, or **PREMIUM**.
- **NATURAL** is the standard grade for solid wood drawers and allows for natural color variation, some mineral and small closed knots.
- **SELECT** jobs are hand selected to higher standards with no knots or stains and more attention to color and grain matching.
- **PREMIUM** drawers are carefully color matched and have no knots or stains, and minimal color variation, only the highest quality materials are used.
- Standard drawers are made with the assumption that a drawer face will be added to the front and the back will not be seen. When finish is applied, the fronts and backs may have only a sealer coat and will not be sanded unless premium finish is selected.
- If the drawer is to be used as a "Pull-Out" with an exposed front, it should be noted accordingly and a PREMIUM front will be used.
- Always specify when a drawer will be used for a unique application even if it seems like a regular drawer.
- Inspect your drawers carefully when they arrive. Any damage from shipping must be reported immediately. Product may shift during travel and must be removed from its packaging and stacked on a flat surface to avoid warping. Drawers that are not unpacked and inspected within 1 (one) week may be VOID of Guarantee. Careful handling of your product will always give the best results.

PLEASE VISIT OUR WEBSITE FOR MORE INFO WITH REAL TIME PRICING AT DRAWER.COM

1-800-800-DOVE (3683)

Western Dovetail Grading System:

- **3 grades of drawer box materials**
- **2 grades of finish**
- **More options to enhance quality and appearance**

Solid wood material:

NATURAL is the standard grade for solid wood drawers and allows for natural color variation, some mineral and small closed knots. Natural grade drawers can be made from "**Common or Better**" material and may contain a mix of sap and heartwood characteristics with an average of 75% uniform color. Suitable for use with economy and custom grade projects as specified in AWS Architectural Woodwork Standards.

SELECT jobs are hand selected to higher standards with very few knots or stains and more attention to color and grain matching. Select grade drawers can be made from "**Select and Better**" material with an average of 85% uniform color. Suitable for use with all custom and most premium grade projects as specified in AWS Architectural Woodwork Standards.

PREMIUM drawers are carefully color matched and have no knots or stains, and minimal color variation; only the highest quality materials are used. Premium grade drawers can be made from hand selected "**FAS and Better**" material with at least 95% uniform color. Suitable for use with premium grade projects as specified in AWS Architectural Woodwork Standards.

Plywood bottom material:

NATURAL Grade bottom material is generally equivalent to "**C4 or better**" plywood grade and allows for natural color variation, some mineral and small closed knots and worm tracks. The under-side of the bottoms are not intended to be seen under normal circumstances may be unfinished on prefinished drawers.

SELECT Grade bottom material is generally equivalent to "**B2 or better**" plywood grade and are hand selected to higher standards with fewer small knots or stains and more attention to color and grain matching. The underside of the bottoms on select grade drawers may have visible flaws and may be unfinished with 1/4" thick bottoms.

PREMIUM Grade bottom material is generally equivalent to "**A1 or better**" plywood grade carefully color matched and have no knots or stains, and minimal color variation; only the highest quality materials are used. The underside of premium grade bottoms will be of an acceptable appearance but not guaranteed to be as good as the face of the bottoms. Whenever possible, a calibrated thickness panel will be used with void free core laminations. For maple drawers, a 7/16" thick calibrated panel is available. Premium grade drawers that are finished will have equal finish on both sides of the bottoms regardless of thickness.

Finish Options:

- **Standard Finish** is the basic custom semi-gloss finish applied to most orders. One coat sealer and sanded between coats with a heavy coat of pre-catalyzed lacquer top-coat. Standard finish only includes a sealer coat on the outside of the fronts and backs of standard drawers. (If pull-outs are specified, the outside of the face is also finished)
- **Premium Finish** is the same as above with an additional coat on all sides of the drawer including front and back.
- **Pre-Finished** generally refers to plywood drawers that are made with factory finished plywood. The top edge is treated with either a clear foil or edge-banded.
- **Other Custom Finish Options** include satin 15% sheen finish and water-based finishes.

Bottom Edge Options:

- **Standard Bottom Edge** treatment on all solid wood drawers is to hand "ease" the outer edge of the bottom of the sides to eliminate splintering. Standard pre-finished plywood drawers are pre-sanded and beveled on the bottom edge of the sides by a machine to prevent splinters.
- **Sanded bottom edge** means that we take the extra step to sand all bottom edges smooth and eliminate all saw marks and roughness from the bottom edge of the drawer sides, front and back before assembling the drawer.
- **Pre-Finished bottom edge** means that we take the extra step of applying finish to the bottom edges of the drawer equal to the finish on the top edge of the drawer.
- **Flush finished bottom edge** means that we actually sand and finish the bottom edges of the drawer after the drawer is assembled to ensure that all 4 corners are flush and smooth before the finish is applied. This may be desired on jobs where the bottom of the drawer is above 40" off the floor and could be seen from below.

AWI Drawer Related Grades and Specifications

According to the Architectural Woodwork Institute's Architectural Woodwork Standards, the following minimum requirements must be met for drawers regardless of grade:

- Drawer sides, back and front to be a minimum of 7/16" thickness and maximum of 5/8" thickness.
- Drawer Bottoms to be a minimum of 1/4" thickness.
- *NEW* Bottoms to be minimum of 3/8" thickness for drawers over 30"
- Bottoms to be plowed into the sides and sub-fronts or fronts and securely glued to form a rigid unit. (standard Western Dovetail procedure)
- Bottoms to be set up a minimum of 3/8" from the bottom edge of the sides front and back, or if surface applied or any portion not captured in a dado must be fastened with screws or staples not to exceed 4" on center.
- Should fit into the cabinet with less than 2" of space behind the drawer (depth of drawer to depth of cabinet)
- The underside of the drawer bottom (below 40" above the floor) is considered CONCEALED SURFACES and does not require finish.

CUSTOM OPTIONS

Wood Species	Choose from our many stock species and a variety of additional materials. All solid wood drawers are available in 1/2", 5/8" and 3/4" thickness. Plywood drawers are available in 1/2" thickness.
Drawer Bottoms Bottom Placement Bottom Recess Drawer Heights	Bottoms are available in 1/4", 3/8" and 1/2" thickness in Maple, Birch, Beech, Cherry and Walnut. All other species are available in 1/4" and 1/2" thickness only. Bottom placement refers to the recess from the bottom edge of the drawer to the underside of the drawer bottom.
Top Edge Details	Top edge details can be Standard Radius, Flush or Offset. Plywood drawers are micro-bevel, or edge-banded. Melamine is edge-banded with matching color edgeband.
Pull-Outs	Many options for pull-outs, including: scoop fronts, tapered sides and more great solutions for pull-outs.
Dividers & Grooves Holes and Inserts	Drawer dividers, grooves for clips and other options. Cutlery trays, acrylic inserts and Blum® Orga-Line® information.
Under-Sink U-Shape Drawers	U-shape drawers fit under the sink and avoid plumping!
Angles, Curves and Corners	The latest innovation from Western Dovetail is the addition of angled dovetails. Drawers can now be dovetailed at almost any angle and on curved fronts.
File Drawers	Explicit instructions on how to lay out file drawers in a wide range of applications with useful details.
Recycle/Trash Drawers	Explore the many options and advantages of using Western Dovetail Trash/Waste/Recycle Drawers.
Under-Mount Hardware	Easy-to-use specifications to figure your drawer sizes for Blum® Tandem, Hettich® Quadro undermount slides.
Additional Options	Refer to this section for RTA drawers, discounts, Guarantee, DrawerBlanx™ and other important information.





WOOD SPECIES

All of the wood at Western Dovetail is carefully selected and color matched for each order and most of the species listed are available [FSC® Certified upon request](#). Western Dovetail has been offering FSC certified products since 1998. FSC certified means you can be assured that the materials used are from responsibly managed sources. All materials are available in 3 grades; **Natural**, **Select** and **Premium**. Examples of the 3 different grades are described below with hard maple. All orders are made from “**Natural**” unless **Select** or **Premium** are requested.



The mark of responsible forestry

* **HARD MAPLE (“NATURAL”)** **FSC CERTIFIED**

AVAILABLE



Natural Hard Rock Maple is our standard material. Our Hard Maple is from the Northeastern United States and Canada and is generally consistent in color. The term “Natural” allows for 40% natural color variation, and a minimum of heartwood, but no open knots .

* **HARD MAPLE (“SELECT”)**




Select Hard Maple is hand selected to be free of defects and is clear material with minimal 20% color variation. This material has minimal heartwood, worm tracks, and pin knots and is suitable for the finest furniture and cabinetry where consistent “Hard Maple” color is necessary.

* **HARD MAPLE (“PREMIUM”)**



Premium Hard Maple is selected to the highest quality standard. This material has carefully color matched glue-ups and is selected for white color with no heart wood and no mineral streaks or color variation more than 10%. Premium maple should be reserved for jobs of the finest quality.

* **WESTERN BIG LEAF MAPLE**



Western Big Leaf Maple is softer and darker than Hard Maple, but it is consistent in color and less expensive than Hard Maple. Western Big Leaf Maple, also known as Pacific Coast Maple, is grown in the Northwest region of the United States. To enhance the stability and consistency of color, this wood is steam dried which gives it the reddish brown color similar to Alder or Beech.

* **SOFT MAPLE (FSC CERTIFIED AVAILABLE)**



Soft White Maple is widely used for making dovetailed drawers. The color can vary and have grey mineral streaks and worm tracks. The material is softer than typical Hard Maple making it easier to sink screws in, and the cost can be significantly less than Hard Maple.. Natural grade has significant color variation, however “Select” grade tends to be consistent color, and Premium grade is very nice and white with color matched glue-ups.




MORE WOOD SPECIES

All species come “Natural” and plain sliced by default. Most species can be ordered in Rift-Sawn or Quarter-Sawn and any species can be specified as “Select” upon request.




* EUROPEAN BEECHWOOD

European Beech is the traditional European choice for finely crafted dovetailed drawers. This material is also steamed to give it more stability and consistent color. European Beech is very clean and uniform with virtually no defects or color variation.



* CHERRY

Western Dovetail’s Cherry is carefully selected for consistent red color so that it will compliment the finest Cherry cabinetry. “Natural Cherry” has more character with minimal sap and pitch and some small knots. “Select Cherry” has no sap or knots but may have some pitch streaks.



* AROMATIC CEDAR

Aromatic Cedar is great for closet drawers and dressers. This material has a distinctive smell, it keeps clothes smelling fresh and keeps the moths away. “Natural Aromatic Cedar” typically has small exposed knots.




* SOLID BIRCH

Birch is available in “Solid Birch” which is a consistent light yellow color, similar to the color and grain of Baltic Birch plywood. Domestic Solid Birch varies by region in grade and color which can be specified per order.



* ASPEN *

Solid Aspen is the new low cost solid wood. This wood is light weight, light in color and light on the wallet. Nice clean consistent color. It is much softer than maple, so it is not as durable, but it looks great and is much nicer than plywood, for just a little more.



* 1/2” 9-PLY BIRCH AND MAPLE PLYWOOD

FSC CERTIFIED PLYWOOD IS AVAILABLE BY REQUEST

9-ply birch is the least expensive way to get assembled and finished product. Pre-Finished material is completely finished before assembly so finish charges do not apply. Unfinished 9-ply birch is also available and can be custom finished for high-end jobs upon request.

DRAWERBLANX™ are available in pre-finished 9-ply Birch in 5’ lengths, and pre-finished 9-ply Maple in 4’ or 8’ lengths. **DrawerBlanx**™ can also be special ordered in almost any species. The edge finish can be either clear, wood-grain edge foil, or edge-banded. This plywood is finished on both sides and the top edge. **DrawerBlanx**™ can be ordered with or without the dado for the bottom and are available in any quantity.



MORE WOOD SPECIES



* **WHITE OAK**

White Oak is the old European and American standard for furniture drawers. Most desks and file cabinets made over 100 years ago were filled with Quarter-sawn White Oak drawers. White Oak drawers can be made in rift, quartered or plain sawn materials. Always specify what type of White Oak is needed for the project.



* **RED OAK**

Red Oak is the more modern standard in furnishings. Only the finest northern Red Oak is used in Western Dovetail drawers. Red oak is a good strong solid material for drawers. The grain is coarse and it does have a tendency to splinter occasionally.



* **WALNUT**

“Select Walnut” with consistent dark color is available for that distinctive project where a dark color is desired when only the best will do. “Natural Walnut” has more character and color variation and some wild grain.



* **V.G. FIR**

All Clear Kiln Dried Vertical Grain Douglas Fir. VG Fir is great for architectural millwork jobs or authentic reproduction work.



* **PINE**

Clear Pine or Knotty Pine can be selected to customer specifications. Knotty pine drawers are typical in rustic furnishings.



* **MAHOGANY**

African and Genuine Mahogany are both available. We carefully select top quality mahogany for each order to customer specifications.
(price may vary depending on price and availability of selected materials)

ASK IF FSC® CERTIFIED MATERIALS ARE AVAILABLE FOR YOUR NEXT PROJECT BEFORE YOU ORDER TO ENSURE THAT YOUR MATERIALS COME FROM RESPONSIBLE SOURCES.

ASK ABOUT OUR GREEN AND CLEAN FINISHES, OPTIONAL WATERBASE FINISH AVAILABLE BY REQUEST!



LAMINATED BAMBOO

AVAILABLE IN TWO COLORS AND TWO GRAIN PATTERNS!

Also available FSC Certified upon request

Western Dovetail now offers complete dovetailed drawers made entirely of Bamboo. Bamboo is stable and very hard and is a suitable alternative for many applications where solid hardwoods are used. It sands easily and finishes beautifully. Bamboo is available in “Natural” (light) color and “Amber” (dark) color and is available in “Flat Grain” or “Vertical Grain” and in thicknesses from 1/4” thick to 1” thick in sheets up to 4’ X 8’.

Several new options are available in Bamboo materials. Strand Bamboo, and Neapolitan Strand are now available Bamboo Veneer on MDF or Ply-core is also available

We recommend the solid vertical type for drawer sides and the flat 3-ply for drawer bottoms



*** VERTICAL GRAIN NATURAL COLOR**

The most common variety of bamboo used for drawers is the vertical grain natural color bamboo. This material is laminated vertically and has very similar properties to conventional solid wood.



*** FLAT GRAIN NATURAL COLOR**

Flat grain natural color bamboo is the recommended bottom material for use with vertical grain natural drawer sides. The flat grain of the bottom will match the top edge of the vertical grain solid sides and give a nice consistent look to your bamboo drawers.



*** VERTICAL GRAIN AMBER COLOR**

For a richer and darker look the amber color bamboo offers a distinct toasted color. This material is laminated vertically and has very similar properties to conventional solid wood.



*** FLAT GRAIN AMBER COLOR**

Flat grain amber color bamboo is the recommended bottom material for use with vertical grain natural drawer sides. The flat grain of the bottom will match the top edge of the vertical grain solid sides and give a nice consistent look to your bamboo drawers.





DRAWER BOTTOMS

- * Bottoms are available most of the same species as solid wood. Drawers are typically made with matching plywood bottoms or a close alternate if matching plywood is not available.
- * Plywood for drawer bottoms is available in 1/4", 3/8", and 1/2" thickness.
- * **3/8"** thick plywood is the best overall thickness for drawer bottoms and is available in:
 - * **Maple, Birch, Beech, Cherry, and Walnut** — some other species when available.
- * **1/4"** and **1/2"** thickness is available for all wood species and in Melamine

Bottom Thickness:

B14) 1/4" Bottoms: for light duty drawers (Available in all species)

1/4" bottoms are let into a 1/4" groove on all four sides

B38) 3/8" Bottoms: for drawers over 24" or heavy duty use

3/8" bottoms are let into a 3/8" groove on all four sides

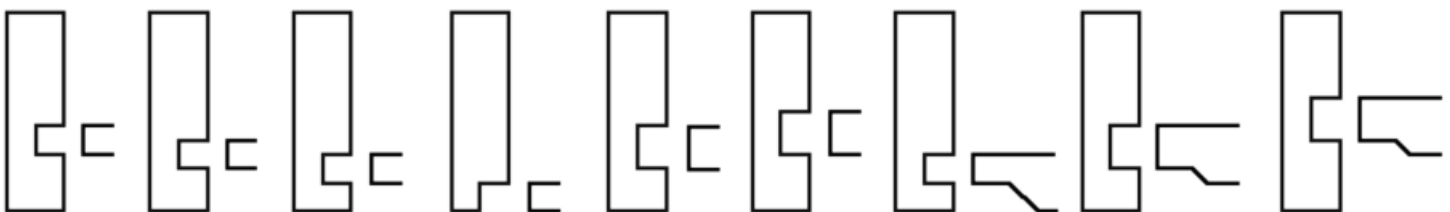
B12) 1/2" Bottoms: for drawers with spans over 36"

1/2" bottoms are rabbeted into a 3/8" groove on all four sides

Bottom Placement:

- * Standard Bottoms Recess is 1/2" up from the bottom edge of the drawer and is required for Blum Tandem and most other Under-Mount Hardware
- * Other placement options are 1/4" & 3/8" up from the bottom edge
- * Bottoms can also be stapled on or rabbeted in flush upon request
- * Please refer to the illustration below for examples of bottom placement.

The drawings below indicates a few of the possible options for drawer bottom placement. The following page explains how these conditions affect the top edge and the drawer height.



B14-12	B14-38	B14-14	B14-R	B38-38	B38-12	B12-F	B12-14	B12-12
1/4" bottom	1/4" bottom	1/4" bottom	Rabbeted bottom	3/8" bottom	3/8" bottom	1/2" bottom	1/2" bottom	1/2" bottom
1/2" up	3/8" up	1/4" up		3/8" up	1/2" up	Rabbeted Into	1/4" up with	1/2" up with
						1/4" groove	3/8" groove	3/8" dado
						1/4" up	3/8" up	5/8" up

These are the standard configurations, variations are possible but extra charges may apply.

Drawer Heights, Explained Here

Please use this chart to determine the best drawer heights relative to Bottom Placement and Thickness. Standard drawer heights are on one inch increments plus the amount found on the charts below.

Note: Other drawer heights that do not fall within these guidelines can be achieved by cutting off the top dovetail and removing a cutter from the machine resulting in uneven dovetails. Custom VARIABLE SPACING is also available on a different machine at an additional cost. Extra charges may apply to drawers with non-standard heights. Heights are in one inch increments. These charts show the ideal heights to achieve relatively even top and bottom margins on the pins. **When ever possible, please order your drawers at the standard heights of 1/4" over the inch on one inch increments! 3 1/4" 4 1/4" 8 1/4" etc...**

Drawer Heights for **Standard Radius Top Edge** detail

Bottom Recess	1/4" thick bottoms	3/8" thick bottoms	1/2" thick bottoms
Flush (rabbet)	3/4" over the inch	3/4" over the inch	On the inch
1/4" up	On the inch	On the inch	1/4" over the inch
3/8" up	1/4" over the inch	1/4" over the inch	1/4" over the inch
1/2" up	1/4" over the inch	1/4" over the inch	3/8" over the inch

Drawer Heights for **Flush Top** and Flush Offset Details

Bottom Recess	Drawer Height Using 1/4" thick bottoms	Drawer Height Using 3/8" thick bottoms	Drawer Height Using 1/2" thick bottoms
Flush (rabbet)	From 1/2" to 7/8" over the inch	From 5/8" to 7/8" over the inch	From 7/8" to 1/8" over the inch
1/4" up	From 3/4" to 1/8" over the inch	From 7/8" to 1/8" over the inch	From 0" to 1/4" over the inch
3/8" up	From 7/8" to 1/4" over the inch	From 0" to 1/4" over the inch	From 1/8" to 3/8" over the inch
1/2" up	From 0" to 3/8" over the inch	From 1/8" to 3/8" over the inch	From 1/4" to 1/2" over the inch



TOP EDGE DETAIL



SRT) Standard Radius Top

Standard top edge detail; recommended for all types of drawers. The fronts and backs are set at the full height of the drawer while the sides are 1/8" lower than the fronts and backs. The inside of the fronts and backs have a 3/32" radius, the outside face of the fronts and backs are square. The sides are profiled with a 3/32" radius inside and out with a smooth flat surface in the middle.



OFF) 1/32" Offset: +\$

Top edge gets 1/32" offset which appears to be flush. All top edges are slightly eased and finished. The sides are set just 1/32" lower than the fronts and backs to die in just below the eased portion of the fronts and backs to give the drawer a clean square edged look without the extra expense of sanding and finishing the assembled top edge joint.



FLU) Flush Unfinished: +\$\$

Top edge is sanded smooth and eased by hand after assembly and prepared for finish. This is a good option for drawers that receive a custom finish after they are completed by Western Dovetail.



FLF) Flush Finished: +\$\$\$

Top edge is sanded smooth, eased by hand after assembly and the top edge is finished flush. This is the ultimate custom finished drawer, however due to increased labor, the cost is higher.



Pre-Finished Plywood and Melamine

* **Foil edge Micro-Bevel:** Top edge is shaped, sanded and finished with an edge foil system prior to assembly. All sides, fronts and backs have the same profile and are available with a slight offset top edge. Micro bevel is a flat top profile with a 1/16" bevel on the edges to give a clean look with no splinters.

* **Edge banded** plywood and melamine is also available in matching wood grain or melamine colors. Melamine is available in white, black or almond and antique white. Other colors available upon request.

Micro-Bevel Offset

Edge-Banded

Bullnose top edge has been discontinued. If bullnose is required it can be set up for a small fee if necessary.

Pre-finished drawer sides in uncut lengths called **DrawerBlax** are available in 4', 5', and 8' lengths depending on the material with your choice of edge detail.

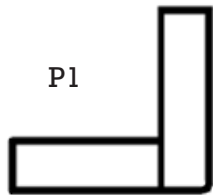
Call for more information on our pre-finished plywood drawer systems.



PULL-OUT DRAWERS

Available with the following options:

- * Choice of front species and thickness
- * Any size lip on top, bottom or sides of front
- * Any standard or custom scoop hand pull design
- * Any standard or custom tapered side profile



P1) Basic pull-out

Standard drawer box using a premium front, same thickness as the sides with an 1/8" radius on the face (no lip).

P2) Premium pull-out

Same as P1 with 3/4" front.

P3) Lip Front pull-out

Same as P2 with 3/4" front and 3/8" thick lip that extends 3/8" on either side of the face to conceal the slides.

Note: Drawer width does not include the lip. Drawer length is measured from the face to the back.

The lip should be added to the length of the slide to determine the length of the drawer; (i.e. 22 3/8")

P4) Under-Mount pull-out with lip front


For 1/2" thick sides only, same as P2 but with 1/8" lip on either side.

P5) Deluxe Under-Mount pull-out

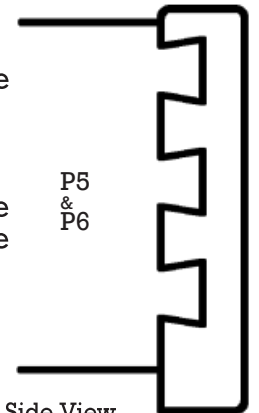
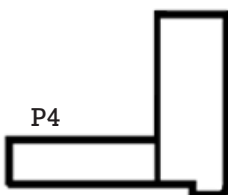
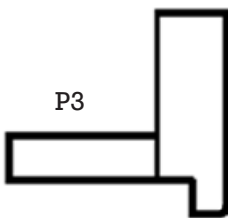
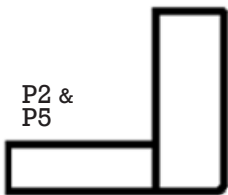
Same as P2 but with 3/8" lip at the bottom of the face to conceal the slides from the front (as shown on the left).

P6) Deluxe Under-Mount pull-out with lip

Combination of P4 (1/2" thick sides) and P5 with 1/8" lip at each side and 3/8" lip at the bottom of the face to conceal the slides from the front.



P3 Lip Detail



Side View

Top View

Note 1: When using Under-Mount hardware on pull-outs, the difference in the thickness of the front and the side should be added to the length of the drawer.

Note 2: Specify 3/32" radius edge, sharp edges, or square eased edges of the face of the pull-out. You can also request the outside face to be unfinished so you can finish the fronts to match the rest of your job.



➤➤➤ Scooped Fronts:

Western Dovetail offers many different designs for scooped front drawers. There are four basic design categories and several more variations. Over the years Western Dovetail has added dozens of new scoop designs based on these four categories. For the complete catalog of over 50 unique scoop designs, go to www.drawer.com and download the **Western Dovetail Scoop Gallery**. The four basic designs are shown below.



A) Ogee Scoop has rounded top corners and rounded bottom corners with a flat bottom. (Approx. 1 1/4" deep x 5" wide)



B) Crescent scoop is a simple arc that cuts through the top edge. (Approx. 1 1/4" deep x 4 1/2" wide)



C) Shallow U scoop is a flat bottom scoop with square top corners and a 1/2" radius at the bottom. (Approx. 1" deep x 5" wide)

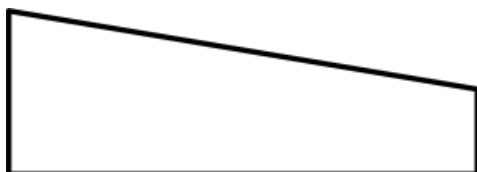


D) Deep U scoop is a flat bottom scoop with a 1" radius in the corners. (Approx. 1 1/2" deep x 5" wide)

➤➤➤ Tapered Sides:

Tapered side pull-outs can have any height front and back up to 20". The back height is the height of the drawer listed on the order form in the Height column. A lower front gives easier access while the back securely holds the contents. Tapered drawer sides can also be used with taller fronts and lower backs to make tilt-out drawers and hampers. Tapers should always be called out such that the top of the front is a number of whole inches different than the top of the back.

Call to discuss hardware needs and other custom details for pull-outs and tilt-outs.



T) Diagonal Taper - (Specify front height)
Example: **T4** would have tapered sides with a 4 1/4" high front and the back height as listed.



HT) Diag. Half Taper - (Specify front height)
Typically the half taper starts half way between the front and the back. You can also specify how far back from the face the taper starts



S) Scalloped taper - (Specify front height)
Example: **S2** would have scalloped sides with a 2 1/4" high front. Scallops are available from 1" drop to 14" drop. Also, you may wish to specify how far back the scallop begins to rise.



Examples of Custom Pull-Out Designs

Any design may be modified to meet your requirements

Check out our new interactive 3D models of our Pull-Outs on our website at www.drawer.com



P6B-HT3 Deluxe Tandem

Pull-out with 1/8" side lip and 3/8" bottom lip and Scoop "B" with a Half Taper and a 3 5/8" Front height



P3-S2 - Lip Front Pull-out with Scalloped Sides

P3-T2 - Lip Front Pull-out with Tapered Sides

P3D - Lip Front Pull-out with Scoop "D" (U-Scoop)

P3B - Lip Front Pull-out with Scoop "B" (Crescent scoop)

P3A - Lip Front Pull-out with Scoop "A"



Dividers, Grooves and Holes

Machining custom dividers, grooves and predrilled holes is always easier to do before assembly. Plan out your interiors and simply provide a drawing that shows the location and spacing of your dividers grooves or holes. Avoid last minute reworks, have Western Dovetail do the work. Holes can be drilled in the fronts for drawer face attachment.

Please provide a sketch for your configuration

Here are some guidelines for specifying dividers and grooves:



Equally Spaced Dividers

* **EQUALLY SPACED DIVIDERS: (SOLID OR PLYWOOD)**

Dividers can be made of 1/4" 3/8" 1/2" or 5/8" thick stock, let in to a 1/4" deep groove, set at 1/8" down from top edge of drawer, Removable. (Lateral=side to side, Axial=front to back)

L #) Number of lateral dividers (not spaces)

A #) Number of axial dividers

L # A #) Number of lateral and axial dividers

Example: using the code L#2/A#4 would define a drawer with 2 lateral dividers and 4 axial Dividers, creating 15 spaces.



Multiple vertical grooves

* **MULTIPLE VERTICAL GROOVES:**

For removable dividers on 1", 2" or 3" centers (please specify)

MG1S) Multiple grooves 1" on center, both sides

MG2F) Multiple grooves 2" on center, fronts and backs

* **HALF LAP:**

For fixed dividers that drop in without grooves in the sides.



Half-Lap Dividers

* **HORIZONTAL DIVIDER GROOVES FOR PLASTIC CLIPS:**

Standard grooves are 1/8" wide by 3/16" deep located 1 3/4" up from inside of bottom. We stock and supply the Mold-Rite plastic divider clips upon request.

HG2S) Grooves for clips on 2 sides

HG2F) Grooves for clips on fronts and backs

HG4S) Grooves for clips on all four sides

* **LINE BORED DIVIDER SYSTEM**

Inside of drawers can be line bored for dividers that slide over small shelf pins. Dividers can run front to back or side to side. Custom designed layouts can be achieved with some planning.



Line Bored Dividers



**Drawer inserts are available in wood, acrylic and stainless steel!
Custom wood trays can be made to your specifications**

Blum Orga-Line®

The Blum® ORGA-LINE® system is in stock now. This new versatile stainless steel insert system for Blum® Tandem drawers provides a flexible, movable, yet built in look for custom drawers. These inserts can be removed and placed in the dishwasher.

Wooden Cutlery Trays

Wooden cutlery trays can be made to any custom configurations. The examples shown below are layouts for silverware dividers. Double deck drawers can be made with cutlery trays that slide out the back of the drawer. Call today to discuss your divided drawer needs.

1-800-800-3683



Custom Acrylic Inserts

Clear acrylic inserts are available in a variety of stock sizes and can also be made to your custom specifications. Many styles to choose from including: flatware, utensils, bread boxes, vanities, spice racks, spice inserts, jewelry inserts, slotted dividers, sink trays and stationary inserts for desk drawers. Made from 1/4" thick clear acrylic, solvent welded together with satin polished edges on all sides.



Under-Sink U-Shape Drawers

Western Dovetail can make U-shape drawers to your exact specifications. These drawers are made with a notch in the back to avoid obstructions in the cabinet allowing the use of a drawer in an otherwise unusable space. By specifying the location and size of the notch, you can get a U-shape drawer to fit under almost any sink in kitchens, bathrooms, and bars or any other areas where there might be an obstruction in a cabinet. Forget about using a false front, make a U-shape Drawer!





ANGLES, CURVES & CORNERS

Western Dovetail is in your corner!

The first dovetailed corner drawer was developed by Western Dovetail for Blum to launch their SPACE CORNER concept in 2005. Since then, Western Dovetail has been leading the industry to new heights with angled dovetails, curved front drawers and just about anything the customers can dream up. So if you have special drawer needs, count on Western Dovetail, the pioneers of odd shaped drawers to get it done right!



Basic Corner Drawer



Standard Corner Drawer



Chevron Corner Drawer



Get a new angle

with angled front drawers at any angle from 40-180 deg. Curved fronts are available with a variety of options. Simply provide a drawing, template, or detailed specifications



Corner the market!

Standard Corner Drawers are in stock and available now!



Throw us a curve

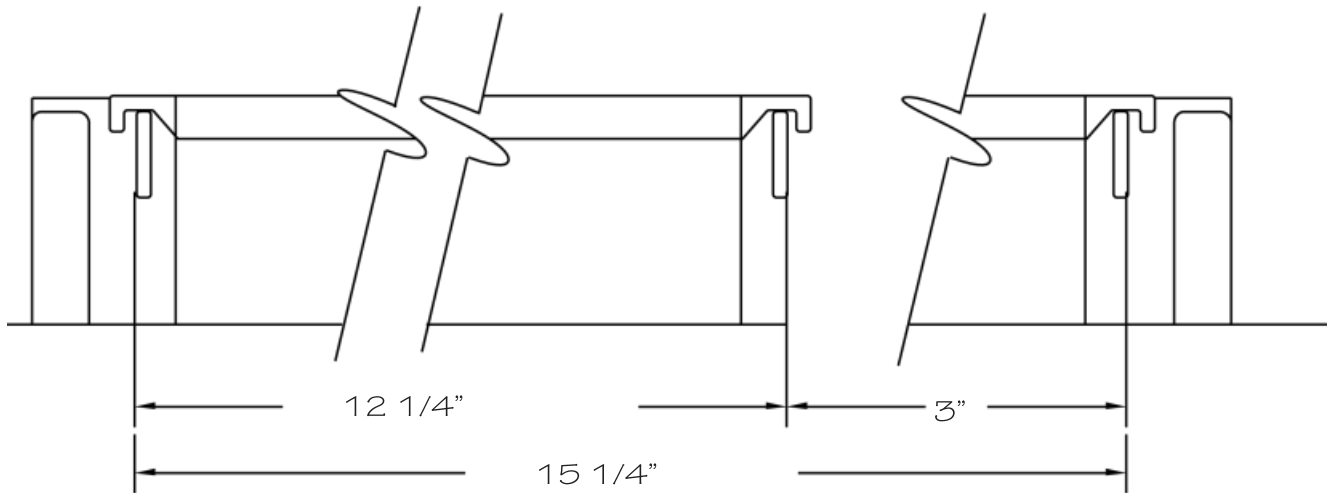
with Western Dovetail Curved drawers available with concave or convex fronts.



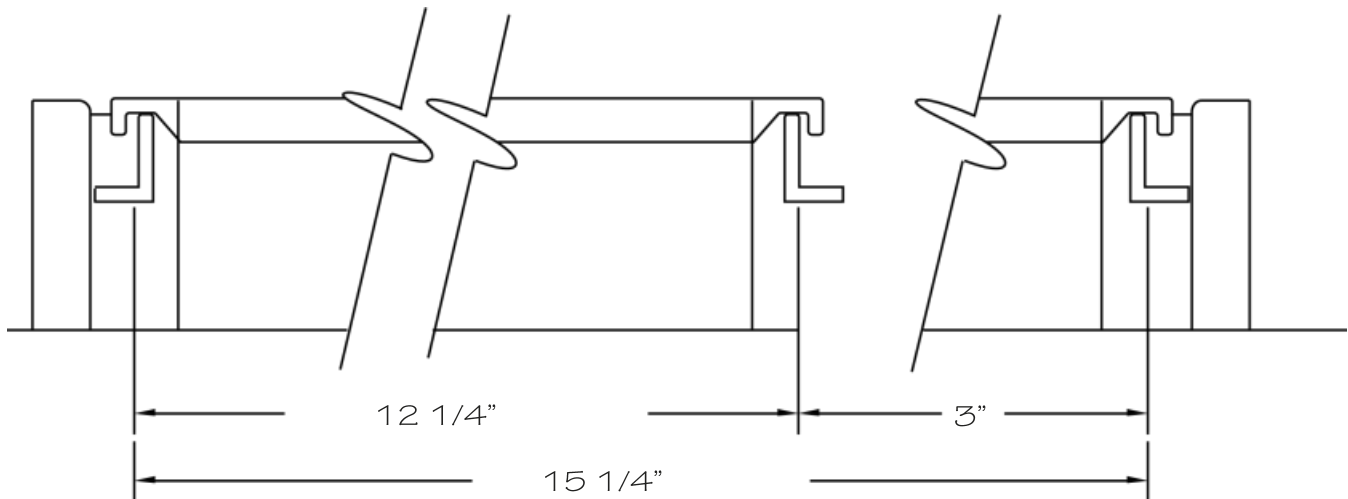
FILE DRAWERS

☞ Standard File Drawers ☞

The most common and versatile system for hanging file folders is to cut a slot for the rails and hang them from the sides or fronts and backs of the drawer as shown below. For Standard configurations (rails run front to back), the dimension we use is 12 1/4" to the outside of the rails for Letter files and 15 1/4" for Legal files. (refer to drawing below)



Standard Letter and Legal shown above. (Min width for Letter: 14 1/16", Legal: 17 1/16")



Lateral, Letter and Legal shown above with 'L' bar for stability. (bars towards front)
 min depth for letter: 14 5/16" for 5/8" thick drawers, min depth for legal 17 5/16 for 5/8" thick drawers.

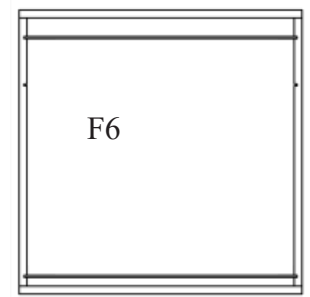



File Drawer Options

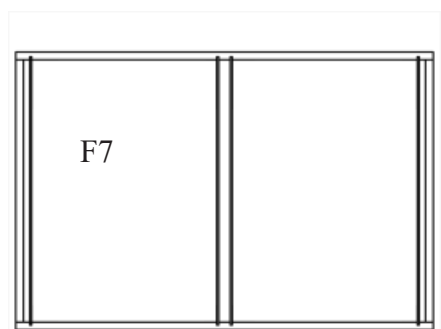
- .File rail is 1/8" X 1" for spans up to 22", and 1/2" X 1" L for spans over 22"
 - .All Lateral Files should use 'L' file rail which is less likely to bend under load
 - .We can provide anodized aluminum rails cut to size by lineal foot
 - .Standard height for file drawers is generally 10" – 10 3/8" depending on bottom thickness and dado placement.
 - .Always make sure there is 9 3/8" clear inside height from the inside of the bottom to the top of the file rail.
 - .Always make sure there is 1" clear above the file rail for the file tabs to clear.
- To specify a combination of **Standard** and **Lateral**, combine two types such as: **F1 / F4**



- ⇒ **F1) Standard "Letter"** rails run front to back - (4 slots)
 - .Minimum width for F1 is 14 1/16" for 1/2" sides and 14 5/16" for 5/8" sides
- ⇒ **F2) Standard "Legal"** rails run front to back - (4 slots)
 - .Minimum width for F2 is 17 1/16" for 1/2" sides and 17 5/16" for 5/8" sides
- ⇒ **F3) Standard both "Legal" and "Letter"** rails run front to back - (6 slots)
 - .Specify fixed rail to the left or right
 - .Minimum width for F3 is 17 1/16" for 1/2" sides and 17 5/16" for 5/8" sides
- ⇒ **F4) Lateral "Letter"** rails run side to side uses "L" bar - (4 slots)
 - .Minimum depth for F4 is 14 1/16" for 1/2" sides and 14 5/16" for 5/8" sides
- ⇒ **F5) Lateral "Legal"** rails run side to side uses "L" bar - (4 slots)
 - .Minimum depth for F5 is 17 1/16" for 1/2" sides and 17 5/16" for 5/8" sides
- ⇒ **F6) Lateral "Legal" and "Letter"** rails run side to side "L" bar- (6 slots)
 - .Minimum depth for F6 is 17 1/16" for 1/2" sides and 17 5/16" for 5/8" sides
- ⇒ **F7) Double Standard 2 sets of "Letter"** rails run front to back - (8 slots)
 - .Minimum width for F7 is 27 1/16" for 1/2" sides and 27 5/16" for 5/8" sides
- ⇒ **F8) Double Standard "Legal"** rails run front to back - (8 slots)
 - .Minimum width for F8 is 33 1/16" for 1/2" sides and 33 5/16" for 5/8" sides
- ⇒ **F9) Double Standard "Legal" and "Letter"** front to back - (12 slots)
 - .Minimum width for F9 is 33 1/16" for 1/2" sides and 33 5/16" for 5/8" sides
- ⇒ **F10) Double Standard 1 - "Legal", 1 - "Letter"** front to back - (8 slots)
 - .Minimum width for F10 is 30 1/16" for 1/2" sides and 30 5/16" for 5/8" sides
- ⇒ **F11) Triple Standard "Letter"** front to back - (12 slots)
 - .Minimum width for F11 is 40 1/16" for 1/2" sides and 40 5/16" for 5/8" sides
- ⇒ **F12) Triple Standard 2 "Legal", 1 "Letter"** front to back - (12 slots)
 - .Minimum width for F12 is 46 1/16" for 1/2" sides and 46 5/16" for 5/8" sides
- ⇒ **F13) Triple Standard "Legal" and "Letter"** front to back - (18 slots)
 - .Minimum width for F13 is 49 1/16" for 1/2" sides and 49 5/16" for 5/8" sides
- ⇒ **F14) Double Lateral "Letter"** side to side uses 'L' bar- (8 slots)
 - .Minimum depth for F14 is 27 1/16" for 1/2" sides and 27 5/16" for 5/8" sides
- ⇒ **F15) Double Lateral "Legal"** side to side uses 'L' bar- (8 slots)
 - .Minimum depth for F15 is 33 1/16" for 1/2" sides and 33 5/16" for 5/8" sides



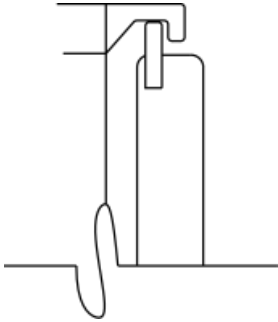
⇒ More combinations are available upon request





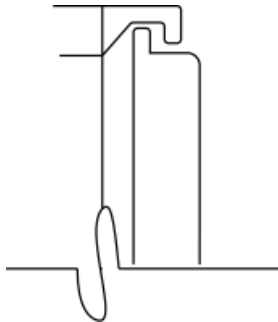
More File Drawer Options

WHEN A SMALLER FILE DRAWER IS NEEDED IN TIGHT SPACES:



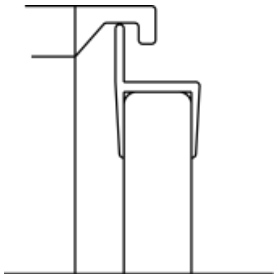
* **EMBEDDED BLACK FIBER-TRACK RAILS**

- Embedded black fiber-track rails can be used in tight spaces. They are glued into a groove during assembly.
- Minimum inside drawer height for this detail is 9 1/8" since the rails are above the drawer side.
- Letter size file Drawers must be exactly 12 15/16" for 1/2" thick and 13 3/16" for 5/8" thickness solid wood. Baltic birch file drawers should be exactly 12 7/8" for 9-ply and 13 1/8" for 11 ply since the material is thinner.
- Legal size file Drawers must be 15 15/16" for 1/2" thick and 16 3/16" for 5/8" thickness.



* **RABBETED SOLID WOOD RAILS**

The actual drawer side is rabbeted to hang the files. The same dimensions as embedded black fiber rails above are used with this detail. Hard Maple is recommended. Minimum inside drawer height for this detail is 9 1/2".



* **PLASTIC CLIP-ON RAILS:**

For 1/2" thick drawer sides with standard configuration, width is 13 1/8" for letter, or 16 1/8" for legal. Not recommended for lateral applications because the rail may interfere with the front. Clip on rails require no special machining, and can easily be added after the drawer is assembled. Minimum inside drawer height for this detail is 9 1/8".

* **FLUSH BOTTOM FILE DRAWERS:**

If your application calls for file drawers less than 10 1/8" tall, custom heights can be produced to meet the space requirements. Drawers can be made with 9 5/8" height with rabbeted flush 1/4" bottoms or 9 3/4" height with 3/8" bottoms. The bottoms are then stapled into the rabbet.

- * More options available online at www.drawer.com including drop-in file racks or CompX Timberline file systems.
- * Most hanging files require at least 9 3/8" between the top of the file rail and the inside of the bottom.
- * A drawer with standard aluminum rails let into the sides, using a 3/8" thick bottom recessed 1/2" up from the bottom edge with 9 3/8" clear from the top of the file rail to the inside of the bottom, would have to be 10 1/4" high.
- * At least 1" of clearance is recommended between the top of the file rail and the top of the drawer front to allow clearance for the file tabs.

For any file drawer configuration not shown please provide a drawing and hardware specifications



Guidelines for Under-Mount Hardware

- **Western Dovetail can supply all major brands of drawer slides** with the drawers and ship with the order, usually without adding to the freight costs when shipping common carrier. Locking clips for Under-Mount hardware can be pre-installed on your drawers. Western Dovetail can match your drawers and drawer slides and ensure that they will all work together flawlessly.
- Each manufacturer has different specifications and results can vary from one model to the next.
- Any time a new model or application of drawer slide is used, a trial installation is recommended to check the tolerances and determine the setback from the front of the cabinet.
- Different drawer thicknesses require different drawer widths and lengths and can affect the mounting locations of the hardware in the cabinet.
- When using pull-outs with a thicker front, the length of the drawer is also different and the slide must be mounted further into the cabinet.
- Some models are better suited for face frame installation than others because some have available rear mounting brackets and some can attach to the face frame, others do not.
- Under-mount hardware uses up at least 1/2" of space below the drawer itself.
- Drawer bottom placement is always critical when using under-mount hardware.
- Special screws are often required for mounting the slides to the cabinet.
- Some models have more adjustability than others, up, down, side, in, or out.
- Under-mount hardware extends past the back of the drawer by at least 1/2", So be sure to allow enough clearance in the cabinet behind the drawer for the hardware.
- Locking mechanisms can usually be purchased separately from the slides and can be installed by Western Dovetail.

Please Denote Notching, Drilling and Installation of Locking Clips as Shown Below: (to specify what type of notch, add the letters shown on the right to the end of the code)

Default notching is for Blum Tandem

- N)** Notching in the back of drawer
- ND)** Notching the back of the drawer and drilling for the rear hook
- NDC)** Notching and drilling with old 562/568 locking devices installed
- NDC3)** Notching and drilling with NEW 563/569 locking devices installed
- NDC33)** Notching and drilling with NEW 563/569 3-way locking devices installed
- NDC34)** Notching and drilling with NEW 563/569 4-way lockng devices installed
- NDCPV)** Notching and drilling with OLD adjustable depth locking devices installed.

Note: PV clips and 4-way clips require more precise dado placement than other clips. PV clips protrude below the bottom of the drawer and may not be possible to pre-install on pallet shipments due to likely damage to the drawers and locking devices in shipping. New Movento notching code: 7 replaces 3 in above codes for 763/9 series. The code for a drawer with Movento with Tip-on would be: **NDC7TO**

- For Tip-On (wide notch)
N, ND, or NDC TO
- For Hettich Quadro thin clips
N, ND, or NDC HQ
- For HQ w/Thick Clips
N, ND, or NDC HT
- For HQ Thick w/spacer
N, ND, or NDC HS
- For KV MUV - KV
N, ND, or NDC KV
- For Grass Dynapro 2D
N, ND, or NDC GD
- For Grass Dynapro 3D
N, ND, or NDC G3
- For Accuride Eclipse
N, ND, or NDC AC

BLUM® TANDEM SLIDE AND DRAWER SPECIFICATIONS

All sizes and models of Blum TANDEM drawer slides are in stock now!


- NEW 563/569 series replaces 562/568 series slides with new four-dimensional adjustment
 - Side-to-side, +/- 1.5 mm (front and rear), Height, +3 mm, Tilt, +5 mm
 - Depth, with optional locking device, +2.5 mm, Depth, with elongated holes, +/- 4.5 mm
- Integrated BLUMOTION soft close
- NEW Bottom mount holes for mounting to a fixed shelf or a flush bottom cabinet
- Same drawer box construction as the current TANDEM runners
- Same rear hole as 562/568 TANDEM plus BLUMOTION concealed runners, but different locking device holes.
- Accessories
 - Optional SERVO-DRIVE and TIP-ON touch-to-open features
 - Lateral stabilization available for wide drawer applications
- **To Calculate your drawer width** use the following deductions for **Western Dovetail** drawers:
 - **For 1/2" thick drawers; Deduct 5/8"** or 16mm from the opening width
 - **For 5/8" thick drawers; Deduct 3/8"** or 10mm from the opening width
 - **"F" or "A" series only:** For 3/4" thick drawers deduct 7/16", 5/8" thick deduct 11/16"
- **To calculate your Drawer Height**, subtract 3/4" from the opening height and round down to the nearest 1/4" over the inch (i.e. for a 5 1/8" opening the drawer would be 4 1/4" high). For more information on standard drawer heights, see page #19.

Hardware Description			Drawer lengths			Specifications		
Item	Minimum Inside Cabinet Depth	Nominal Slide Length	For 1/2" Thick Drawers	For 5/8" Thick Drawers	3/4" Thick Fronts	Extension Loss	Load Capacity	Notching 1 3/8" Wide Rear only
563H2290	10 1/2"	9	9"	9 1/16"	9 3/16"	5/8"	90 lb.	Notch Rear
563H3050	12 7/8"	12	12"	12 1/16"	12 3/16"	15/16"	90 lb.	Notch Rear
563H3810	15 7/8"	15	15"	15 1/16"	15 3/16"	9/16"	90 lb.	Notch Rear
563H4570	18 7/8"	18	18"	18 1/16"	18 3/16"	1/8"	90 lb.	Notch Rear
563H5330	21 7/8"	21	21"	21 1/16"	21 3/16"	1/8"	90 lb.	Notch Rear
569H4570	18 3/4"	18	18"	18 1/16"	18 3/16"	13/16"	130 lb.	Notch Rear
569H5330	21 3/4"	21	21"	21 1/16"	21 3/16"	3/4"	130 lb.	Notch Rear
569.6100	24 3/4"	24	24"	24 1/16"	24 3/16"	3/4"	130 lb.	Notch Rear
569.6860	27 3/4"	27	27"	27 1/16"	27 3/16"	13/16"	130 lb.	Notch Rear
569.7620	30 3/4"	30	30"	30 1/16"	30 3/16"	1 1/8"	130 lb.	Notch Rear
The 'F' and 'A' series slides below allow for up to 3/4" thick sides, fronts and backs.								
563F2290	10 1/2"	9	8 15/16"	9"	9 1/8"	5/8"	90 lb.	Notch Rear
563F3050	12 7/8"	12	11 15/16"	12"	12 1/8"	5/8"	90 lb.	Notch Rear
563F3810	15 7/8"	15	14 15/16"	15"	15 1/8"	1/4"	90 lb.	Notch Rear
563F4570	18 7/8"	18	17 15/16"	18"	18 1/8"	9/16"	90 lb.	Notch Rear
563F5330	21 7/8"	21	20 15/16"	21"	21 1/8"	1/8"	90 lb.	Notch Rear
569F4570	18 3/4"	18	17 15/16"	18"	18 1/8"	1/8"	130 lb.	Notch Rear
569F5330	21 3/4"	21	20 15/16"	21"	21 1/8"	13/16"	130 lb.	Notch Rear
569A6100	24 15/16"	24	23 15/16"	24"	24 1/8"	3/4"	130 lb.	Notch Rear
569A6860	27 11/16"	27	26 15/16"	27"	27 1/8"	13/16"	130 lb.	Notch Rear
569A7620	30 5/8"	30	29 15/16"	30"	30 1/8"	1 1/8"	130 lb.	Notch Rear


HETTICH® Quadro

Full Extension Concealed Drawer Runners with all Steel Ball Bearings for Wood Drawers

- .The height of the drawer should be at least 3/4" less than the opening height.
- .IW21 is designed to work with both face frame applications and 37mm line boring setback with both 5/8" and 1/2" thick drawers using the front clip model 9026839 as specified

To determine drawer width - for IW21 			Deduct 5/8" from opening width for 1/2" thick drawers			Deduct 3/8" from opening width for 5/8" thick drawers				
IW21 75 lbs. rating			Drawer Lengths for 1/2" Thick Drawers			Drawer Lengths For 5/8" Thick Drawers			Drawer Lengths For Pull-Outs with 3/4" Thick Fronts	
Spring Close Model #:	Silent System Soft Close	Minimum Cabinet Depth	Notch Rear Only	Thick Clips With Spacers	Notch Rear Only	Thick Clips No Spacers	3/4" front Pull-Outs	Thick Clips No Spacers		
9026381	9048982	9 5/8	9	9026839	9	9026839	9 1/8	9026839		
9026422	9048740	12 3/4	12	9026839	12	9026839	12 1/8	9026839		
9026410	9048976	15 3/4	15	9026839	15	9026839	15 1/8	9026839		
9026309	9048793	18 3/4	18	9026839	18	9026839	18 1/8	9026839		
9026277	9048776	21 3/4	21	9026839	21	9026839	21 1/8	9026839		

- .IW 20 will work with 37mm setback if slide is shifted back to the first hole and used with thick clip model 9026839 for 5/8" thick drawers, and with the spacer for 1/2" thick drawers. See **BOLD** columns below for drawer lengths. Cabinet depth should be at least 5/8" more than drawer length.
- .Thin clips model 1067494-L and 1067495-R are available but will not work with 37mm setback unless drawers are notched both front and back and mounted to the 3rd hole from the front.
- .IW20 slides are available in soft close, spring close is available but may not be in stock.

To determine drawer width - for IW20 		Deduct 9/16" from opening width for 1/2" thick drawers			Deduct 5/16" from opening width for 5/8" thick drawers				
IW20 100 lbs.		Drawer Lengths For 1/2" Thick Drawers Use Thick Clips with Spacer For 37mm SB			Drawer Lengths For 5/8" Thick Drawers Use Thick Clips with no Spacer for 37mm SB			Drawer Lengths For 3/4" Thick Fronts	
Quadro	Slide Length in mm	Thick Clips With Spacer	Notch Rear Thin Clips	Notch Front and Rear Thin Clips	Thick Clips No Spacer	Notch Rear Thin Clips	Notch Front and Rear, Thin Clips	Pull-outs - Notch Rear, Thin Clips	
IW20	280	11 11/16	11 7/16	10 15/16	11 11/16	11 9/16	10 15/16	11 11/16	
IW20	300	12 1/2	12 1/4	11 3/4	12 1/2	12 3/8	11 3/4	12 1/2	
IW20	320	13 1/4	13	12 1/2	13 1/4	13 1/8	12 1/2	13 1/4	
IW20	350	14 7/16	14 3/16	13 11/16	14 7/16	14 5/16	13 11/16	14 7/16	
IW20	380	15 1/2	15 3/8	14 7/8	15 5/8	15 1/2	14 7/8	15 5/8	
IW20	400	16 7/16	16 3/16	15 11/16	16 7/16	16 5/16	15 11/16	16 7/16	
IW20	420	17 3/16	16 15/16	16 7/16	17 3/16	17 1/16	16 7/16	17 3/16	
IW20	450	18 3/8	18 1/8	17 5/8	18 3/8	18 1/4	17 5/8	18 3/8	
IW20	480	19 9/16	19 5/16	18 13/16	19 9/16	19 7/16	18 13/16	19 9/16	
IW20	500	20 3/8	20 1/8	19 5/8	20 3/8	20 1/4	19 5/8	20 3/8	
IW20	520	21 1/8	20 7/8	20 3/8	21 1/8	21	20 3/8	21 1/8	
IW20	550	22 5/16	22 1/16	21 5/16	22 5/16	22 3/16	21 5/16	22 5/16	
IW20	580	23 1/2	23 1/4	22 3/4	23 1/2	23 3/8	22 3/4	23 1/2	
IW20	600	24 5/16	24 1/16	23 9/16	24 5/16	24 3/16	23 9/16	24 5/16	

RECYCLE DRAWERS

IN STOCK & AVAILABLE NOW

WESTERN
DOVETAIL
MADE IN
USA



OPENS
WITH THE
SLIGHTEST TOUCH
WHEN SERVO DRIVE IS USED

FITS 12", 15", 18", 21", & 22 1/2" OPENINGS

CUSTOM SIZES

COMPLETE KITS
WITH HARDWARE



DRAWER.COM



made to use with **blum**



RPSA35B 12" Opening

RPDL35B 15" Opening

RPDL50B 18" Opening

RPDA35B 21" Opening

STANDARD CONFIGURATIONS for RECYCLE DRAWERS:

The four standard models of the **Western Dovetail Recycle Pull-Out Program** are designed for Blum TANDEM slides for use with 35 quart or 50 quart plastic waste bins with tight fitting bin retainers to hold the bins in place and prevent items from falling or spilling under the bins. The bin retainers are removable and replaceable and available in different materials on custom orders.

PLEASE REFER TO COMPLETE RECYCLE DRAWER CATALOG FOR MORE DETAILED INFORMATION.

The 12", 15" and 18" cabinet opening models are compatible with the Blum TANDEM plus BLUMOTION 568R Waste/Recycle Sets. The Blum Waste/Recycle Set comes preconfigured to mount the optional SERVO-DRIVE automatic opening mechanism. The 21" opening model can be used with the Blum TANDEM 568R slides (without the complete waste/recycle kit) and SERVO-DRIVE can be added. All of these models are available as complete kits with hardware and bins or à la carte with just the wood drawer prepped for Blum TANDEM with Locking Devices installed.

The models pictured here are solid Maple. This Program is available in 5/8" thick solid Hard Maple or Soft Maple and is also available in 1/2" thick 9-ply birch.



RP-SA35B: Single Axial 35 qt bin, Scallop Sides, 1 Lateral divider for storage compartment, Notched and Drilled for TANDEM with Locking Devices Installed.

- **14 1/4" H Front/6 1/4" H Back x 11 5/8" W x 21" D**
- Fits **12" wide by 20" tall opening** (24" tall with 50 qt. Bin) +1" with Lids.
- Made for 21" Blum TANDEM Slides (works with Waste/Recycle Set).
- Uses Rev-A-Shelf 35 qt. Bin, (Also available with 50 qt. Bin)



RP-DL35B: Double Lateral 35 qt bin, Scallop Sides, Notched and Drilled for TANDEM.

- **14 1/4" H Front/6 1/4" H Back x 14 5/8" W x 21" D**
- Fits **15" wide by 20" tall opening** (24" tall with 50 qt. Bin) +1" with Lids.
- Made for 21" Blum TANDEM Slides (works with Waste/Recycle Set).
- Uses 2 Compact 35 qt bins (Also available with 50 qt. Bins)



RP-DL50B: Double Lateral 50 qt bin, Scallop Sides, Notched and Drilled for TANDEM.

- **14 1/4" H Front/6 1/4" H Back x 17 5/8" W x 21" D**
- Fits **18" wide by 24" tall opening** (20" tall with 35 qt. Bin) +1" with Lids.
- Made for 21" Blum TANDEM Slides (works with Waste/Recycle Set).
- Uses 2 Rev-A-Shelf 50 qt. Bins, (Not available with 35 qt. Bins)



RP-DA35B: Double Axial 35 qt bin Scallop Sides with 1 Lateral Divider for storage compartment, Notched and Drilled for TANDEM with Locking Devices Installed.

- **14 1/4" H Front/6 1/4" H Back x 20 5/8" W x 21" D**
- Fits **21" wide by 20" tall opening** (24" tall with 50 qt. Bins) +1" with Lids.
- Made for 21" Blum TANDEM Slides. (works with 568R slides).
- Uses 2 Rev-A-Shelf 35 Qt. Bins, (Also available with 50 Qt. Bins)

WESTERN DOVETAIL

I N C O R P O R A T E D



July 16, 2021

Waste and Recycle Drawers

Page 36



ADDITIONAL OPTIONS

* **DRAWERBLANX**

- Premium quality 1/2" thick 9-ply Birch and Maple
- 9-ply Maple in lengths up to 8' and 9-ply Birch in lengths up to 5' or 8'
- DrawerBlanx are available in pre-finished or unfinished Maple and Birch plywood and can be ordered with a clear finish on the top edge or with matching wood-grain foil edge.
- Edge-banded drawer sides can also be custom ordered with matching real wood edge-banding.
- Other species are available upon request.

* **HARDWARE**

- Western Dovetail Keeps a full stock of Blum Tandem® and all other major brands of "Side-Mount" and "Under-Mount" drawer hardware and can ship slides with your order or separately.
- Any type of cabinet hardware is available upon request

* **VOLUME ORDERS**

- Special pricing available as quoted for full containers or full truckload quantities of cut to size dovetailed or dowelled drawer parts.

* **MILLING SERVICES**

Western Dovetail now offers milling services for distributors and customers.

- Complete 2 side or 4 side surfacing on a 24" double sided planer
- Face jointing up to 24"
- Straight Line Ripping on 1 or 2 edges
- Glue ups for panels up to 30" wide and up to 10' long in any thickness.

* **GUARANTEE**

- Western Dovetail Drawers are 100% satisfaction guaranteed.
- All drawers made by Western Dovetail, Inc. are guaranteed to be made as quoted within the specified tolerances described in our literature.
- Any drawers damaged during shipment will be replaced free of charge. Damage, defects or other problems must be reported within 48 hrs. from receipt of your order to be eligible for refund or replacement.
- Western Dovetail Drawers are guaranteed to last for the life of the cabinets in which they are installed under normal use. Some restrictions apply.

* **NON STANDARD HEIGHTS AND OVERSIZED DRAWERS**

- Set-up fee and additional “per-drawer fees” may apply to any non standard heights or oversized drawers. Refer to **Page 18** for more information on standard drawer heights
- Non-Standard Drawers are any drawers that are:
 - Over 12” High, (up to 23 1/4”), Over 48” Wide, Over 38” Deep
 - Fractional Heights:
 - Any height that is not 1/4” over the whole inch for drawers with 1/2” recess.
 - Drawers with non-standard heights will have uneven top and bottom pins.

* **R.T.A. (READY TO ASSEMBLE, OR “NOT ASSEMBLED”)**

- RTA Drawers are available at a reduced cost from fully assembled and finished drawers.
- RTA Drawers are not guaranteed to be flat and square after assembly. Results may vary according to assembly methods.
- Shipping prices are by weight and are usually the same on small orders whether assembled or not. On orders with large multiples or quantities over 100 drawers, there may be significant savings on RTA shipments.
- Please call for a shipping quote on your next RTA order.

* **LEAD TIME**

- Lead times are updated daily to reflect current workload
- Standard drawers: 5-7 days (not including shipping time)
- Rush orders: 5 days or less (guaranteed), 20% up-charge

* **DISCOUNTS**

- Discounts are available at our discretion and are not available in some areas where distribution is established with certain vendors. Please call to discuss applicable discounts in your area for your account. Certain customers who meet the volume criteria may be eligible for permanent discounts.

* **TERMS**

- Open account terms are only available with established repeat and volume customers on approved credit, All new customers must fill out a credit application to receive 50% down, 50% upon receipt terms. Repeat customers can get net 15 day and net 30 day terms upon approval. Please see credit application for more details about Terms and Conditions.

PANTRY DRAWERS



**MULTI TIERED
PANTRY PULL-OUT
ADJUSTABLE
STANDARD SIZES**

**WORKS WITH:
UPPER CABINETS
BASE CABINETS
TALL CABINETS
**WIDE
AND NARROW****

**HOLDS UP TO
300 LBS!**

**COMPLETE KITS
WITH HARDWARE**



**AVAILABLE FROM
WESTERN
DOVETAIL**



Contact Information



Western Dovetail Sales Crew at the AWFS show in Las Vegas, NV where they won the 2005 showstopper award

Max Hunter: President/CEO, Product Development, Marketing: Max@drawer.com

Josh Hunter: VP/COO Purchasing, Equipment, Facility: Josh@drawer.com

Nicole Gonzalez: Inside Sales, Customer Service: Nicole@drawer.com

Inside Sales: All sales and order inquiries: orders@drawer.com

Shipping Address:

Western Dovetail
1101 Nimitz Ave., Ste. 140
Vallejo, CA 94592

Mailing Address:

Western Dovetail
P.O. Box 1592
Vallejo, CA 94590

Telephone #:

(707) 556-DOVE (3683)
Toll Free #: 800-800-3683
Fax#: (707) 556-1920

Email: orders@drawer.com

Website: www.drawer.com

1 - 8 0 0 - 8 0 0 - D O V E